

# Online Card Loan Payments

MANAGE LEARN LOG IN

Online Banking **Loan Payments** Pay Credit Card

Username

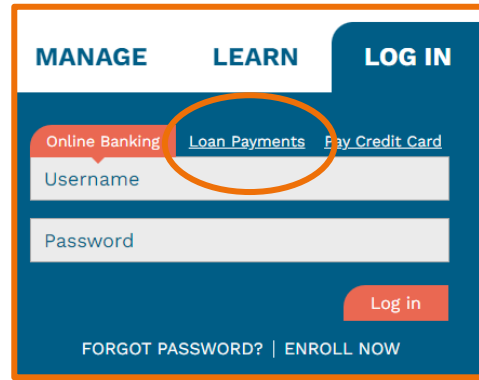
Password

Log in

FORGOT PASSWORD? | ENROLL NOW

\$4.95 convenience fee  
Visa debit only  
MasterCard- debit & credit  
Discover- debit & credit  
American Express- Not  
Accepted

# Member Registration



MANAGE LEARN LOG IN

Online Banking **Loan Payments** Pay Credit Card

Username

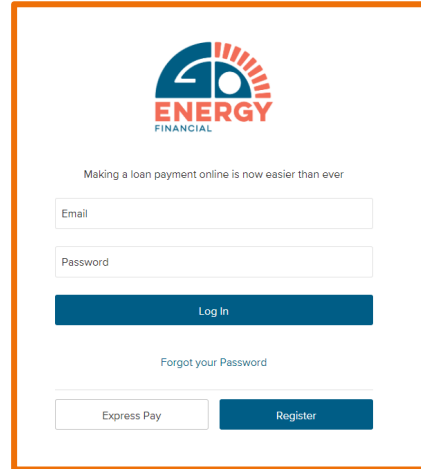
Password


Log in

FORGOT PASSWORD? | ENROLL NOW

## Step 1-

- Navigate to goenergyfinancial.com →
- Click “Log In” →
- Click “Loan Payments” to be directed to the site for card loan payments



  
ENERGY FINANCIAL

Making a loan payment online is now easier than ever

Email

Password

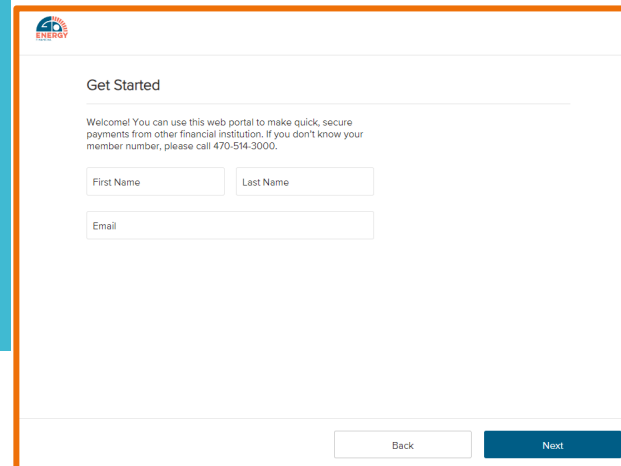
Log In


Forgot your Password

Express Pay Register

## Step 2-

- Click “Register” to set up a profile  
\*\*\*If the member chooses not to register, they can select “Express Pay” but they will always need their member number\*\*\*



  
ENERGY FINANCIAL

Get Started

Welcome! You can use this web portal to make quick, secure payments from other financial institution. If you don't know your member number, please call 470-514-3000.

First Name Last Name

Email

Back Next

## Step 3-

- Enter First Name, Last Name and Email Address →
- Click Next →

Security Questions

Member#

Enter the last four digits of your Social Security Number

Security Question

Please enter your Date of Birth. (MM/DD/YYYY)

Security Question

By clicking this box you are submitting e-sign consent and agreeing to the terms and conditions stated in the [Terms of Service](#).

Back Next

#### Step 4-

- Enter Member #, Last 4 digits of SSN, DOB (with forward slashes) →
- Check box to agree to the Terms and Conditions →
- Click Next →

Create a Password

Please review the following errors:  
Must Satisfy Password Requirements.

New Password Required

Confirm New Password

Password must be at least 8 characters long, including an uppercase letter, special character, and a number.

Back Next

#### Step 5-

- Create Password (requirements are listed) →
- Click Next →

You're All Set!

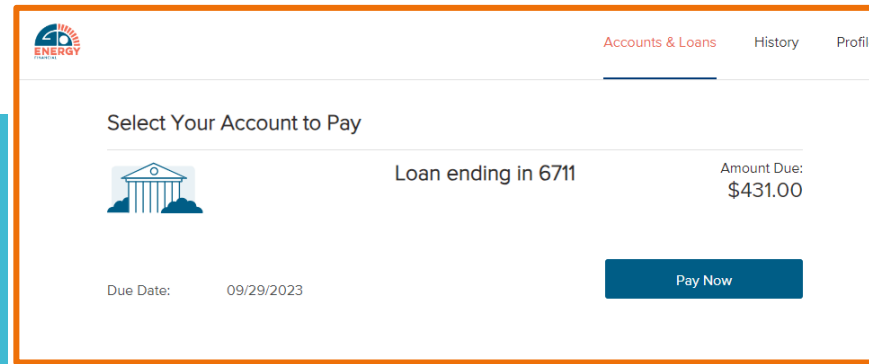
PAY

Close Continue

#### Step 6-

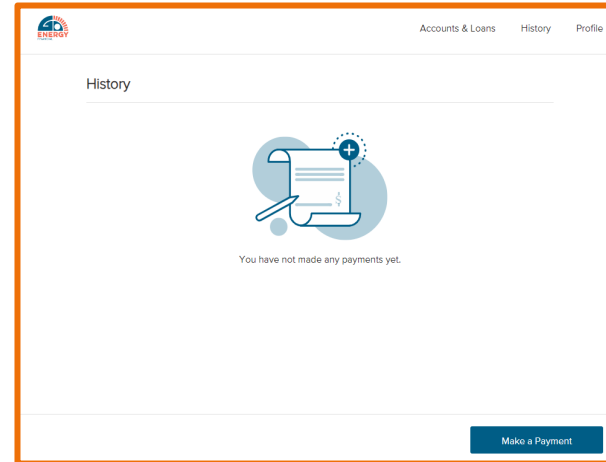
- "You're All Set!" →
- Click "Continue" to see loan account(s)

# Options



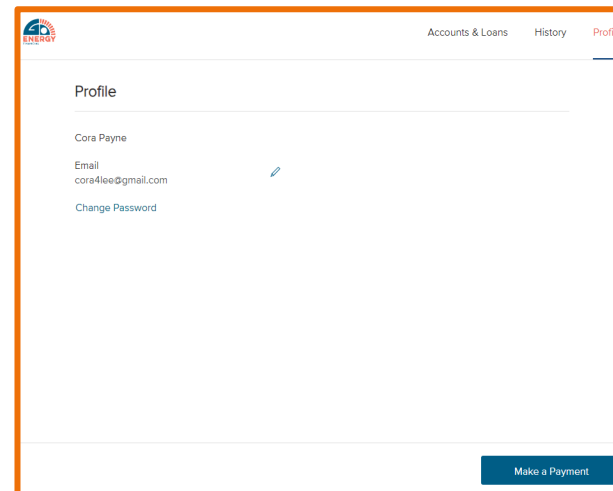
## Accounts & Loans

Displays the loans with the amount due and the due date with the "Pay Now" option



## History

Can view loan payment history and make a payment



## Profile

Can edit email address (can be a different one than what is on file), change password and make a payment

# Making A Payment

\$4.95 convenience fee  
Visa debit only  
MasterCard- debit & credit  
Discover- debit & credit  
American Express- Not Accepted

Accounts & Loans History Profile

Select Your Account to Pay

Loan ending in 6711 Amount Due: \$431.00

Due Date: 09/29/2023

Pay Now

Accounts & Loans History Profile

Payment Information

Pay Using

First Name Last Name

Card Number Exp. (mm/yy) CV2

Billing Address

Street

City State Zip Code (5 digit)

Enter Payment Amount

\$ 431.00

Please review the following errors:  
Expiration Date is required and must be valid.  
The GO Energy Financial Credit Union Card Number entered is not allowed

Back Next

## Step 1-

- Under the "Accounts and Loans" tab or "History" tab click "Pay Now" →
  - Enter card information →
  - Click "Next"
- \*\*\*Any errors will appear in orange on the screen as seen below\*\*\*

Accounts & Loans History Profile

Verify Payment

Review your payment information. If you need to make changes, select "Back." When you are ready to proceed, select "Submit Payment."

Pay To Account Ending In:	6711
Payment Date:	09/29/2023
Pay Using:	0000
Bill Amount:	\$431.00
Fees:	\$4.95
Total:	\$435.95

I agree to the following:

Today's date is 09/29/2023. You are authorizing GO Energy Financial Credit Union to initiate a single transaction from your card ending in 0000 in the amount of \$435.95, which includes a convenience fee of \$4.95, dated on or after 09/29/2023. This amount, excluding the convenience fee, will be applied to your GO Energy Financial Credit Union account ending in 6711. This authorization may be revoked, prior to the processing of this transaction, by contacting GO Energy Financial Credit Union at 470-514-3000.

Back Submit Payment

## Step 2-

- Verify payment information is correct →
- Check box to agree to the payment disclosure →
- Click "Submit Payment" →
- The screen will confirm the payment is processing and once processed a confirmation will display.

# Reset Password

ENERGY FINANCIAL

Making a loan payment online is now easier than ever

Email

Password

Log In

Forgot your Password

Express Pay Register

## Step 1-

- Click "Forgot Password" on the login page →

ENERGY FINANCIAL

Making a loan payment online is now easier than ever

Need help with your password?

Email

Forgot Password

Cancel

## Step 2-

- Enter email address associated with the membership and click "Forgot Password" →

## Step 3-

- Check for the reset password email and click on the hyperlink that says "tap or click this link" to go to the site to reset the password  
\*\*\*the link expires after 15 mins.\*\*\*

ENERGY FINANCIAL

Making a loan payment online is now easier than ever

You should receive an email within a few minutes with instructions to reset your password.

Did not receive an email? Your email address may have been entered incorrectly or you might not be registered.

Done

Fri 9/29/2023 1:30 PM

notifications@baconpay.com

GO Energy Financial Credit Union - Payments Password Reset Request

Cora Payne at Go Energy Financial CU

Click here to download pictures. To help protect your privacy, Outlook prevented automatic download of some pictures in this message.

Hello Cora,

We received a request to reset your GO Energy Financial Credit Union Payments password. If you did not make this request, please disregard this message.

If you did make this request, please [tap or click this link](#) on your device to reset your password.


If you have any future questions concerning this email, please contact us using the information below:

[swbcauto@goenergyfin.com](mailto:swbcauto@goenergyfin.com)

<https://goenergyfinancial.com/contact-us.html>

Please note that the password reset link will expire in 15 minutes upon receipt of this email.

Thanks,  
GO Energy Financial Credit Union Payments



Making a loan payment online is now easier than ever

New Password


Confirm New Password

Password must be at least 8 characters long, including an uppercase letter, special character, and a number.

Set New Password

4- Create a new password, confirm it and click “Set New Password” →

\*\*\*Cannot use a previous password\*\*\*



Making a loan payment online is now easier than ever

You have successfully reset your password.

Back to Login

5- If successful, click “Back to Login” to login.